General Specification

GS 34M6G01-02E

FA-M3
F3XC08-0C
No-voltage Contact Input Module
(Separate Commons)

FA-M3

■ General

The F3XC08-0C is a no-voltage contact input module to be installed on the FA-M3 accepting 8 no-voltage contact inputs.

■ Features

This module accepts 8 no-voltage contact inputs which are isolated from each other (separate commons).

■ Specifications

Item		Specification
Input type		No-voltage contacts *1
Number of inputs		8
Common system		8 independent inputs
Insulation method		Transformer insulation
Withstand voltage		500V AC for 1 minute between shorted external terminals and internal circuit
Contact open circuit voltage		5 to 7 V *2
Contact closed circuit current		1 to 3 mA *2
ON resistance		200 Ω max.
OFF resistance		100 kΩ min.
Response time	**OFF→ON**	2.0 ms max. or 17 ms (selectable)
	ON→OFF	2.0 ms max. or 17 ms (selectable)
Interrupt		Selectable for each input
Current consumption		75 mA at 5 V DC
External connection		18-point terminal block with M3.5 screws
Weight		170g

*1: Do not apply any external voltage to the F3XC08 input terminals.

*2: All external contact circuits connecting to the F3XC08 input terminals must be able to make and break under these conditions.

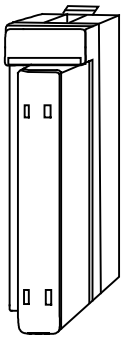

■ Components and Functions

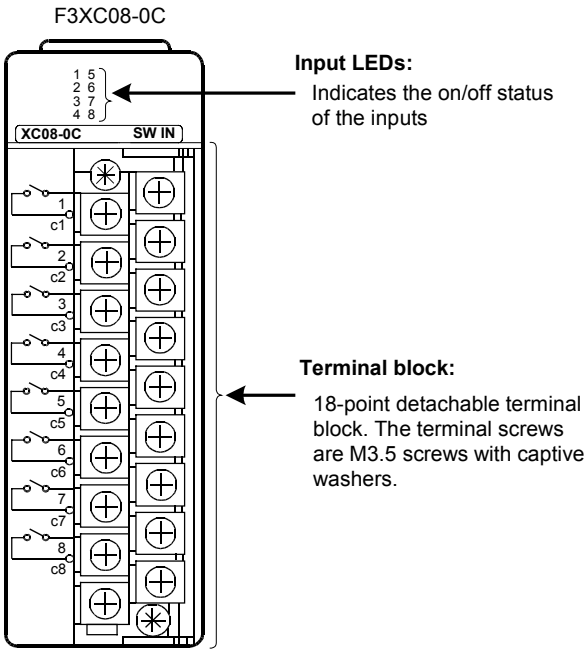

■ Internal Circuit Diagram

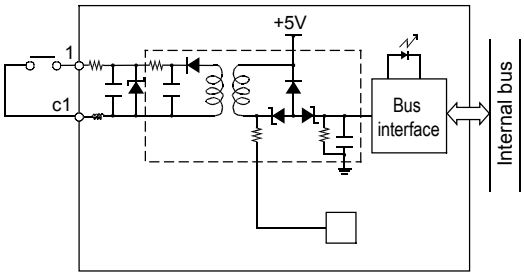

■ External Connection Diagram

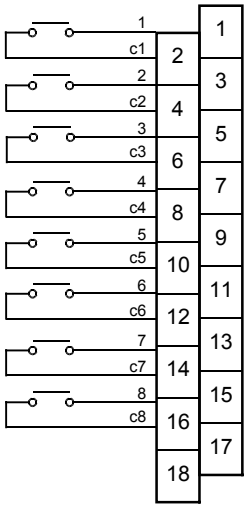

Note: Viewed from the front of the module.

■ Terminal Arrangement

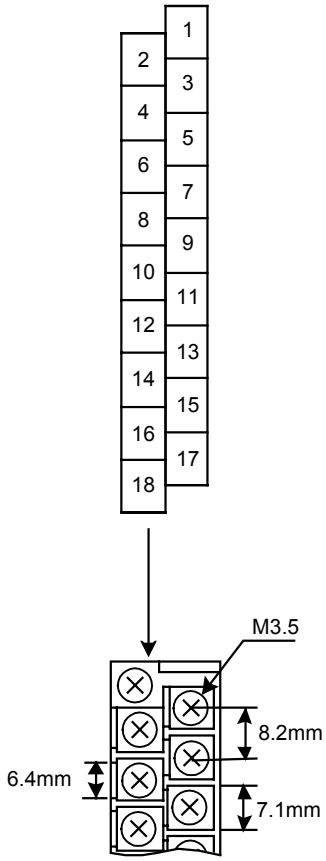

■ External Connection Method

Applicable wire size		0.33 to 0.82 mm^2
Wire connection method		Solderless
Rated wire temperature		75°C min.
Wire material		Copper
Solderless terminal	**Solderless terminal**	For 3.5 mm screws
	Crimping torque	0.8 N-m
	Applicable solderless terminal	Example: V1.25-M3 (Japan Solderless Terminal Mfg) RAV1.25-3.5 (Nippon Tanshi)

■ Operating Environment

There is no restriction on the type of CPU modules that can be used with this module.

■ Model and Suffix Codes

Model	Suffix Code	Style Code	Option Code	Description
F3XC08	-0C	• • • •	• • • •	8 no-voltage contacts (separate commons)

■ External Dimensions

Unit: mm