

Please use this manual change for the manuals as listed in below.

**1. Applicable User's Manual and Page**

IM No.	Ed.	IM Title	Applicable Item
IM 01C50G01-01EN	8th	YTA610 and YTA710 Temperature Transmitter (Hardware)	(I), (II)

**2. Information to be replaced**

Please replace the existing descriptions by the following updated descriptions.

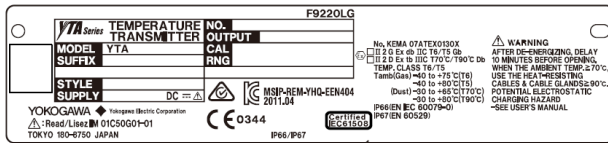
**Item (I)-1 ATEX Certification**

Applicable Part	Before change	After change
2.7.1 ATEX Certification (1) Technical Data	<p><b>a) ATEX intrinsically safe approval</b> Note 1. Certification information</p> <p>①4 - 20mA type [Intrinsically safe ia] • Enclosure: IP66 in accordance with EN IEC 60079-0, IP67 in accordance with only <b>IEC 60529</b> [Intrinsically safe ic] • Enclosure: IP66 in accordance with EN IEC 60079-0, IP67 in accordance with only <b>IEC 60529</b></p> <p>②Fieldbus type [Intrinsically safe ia] • Enclosure: <b>IP66/IP67</b></p> <p>[Intrinsically safe ic] • Enclosure: <b>IP66/IP67</b></p> <p>Note 3. Conditions for safe use 1. Cable entry devices satisfying <b>IP66/IP67</b> should be applied when installed in a hazardous area, and redundant holes for cable entry should be closed by suitable blanking elements.</p>	<p><b>a) ATEX intrinsically safe approval</b> Note 1. Certification information</p> <p>①4 - 20mA type [Intrinsically safe ia] • Enclosure: IP66 in accordance with EN IEC 60079-0, IP67 in accordance with only <b>EN 60529</b> [Intrinsically safe ic] • Enclosure: IP66 in accordance with EN IEC 60079-0, IP67 in accordance with only <b>EN 60529</b></p> <p>②Fieldbus type [Intrinsically safe ia] • Enclosure: <b>IP66 in accordance with EN IEC 60079-0, IP67 in accordance with only EN 60529</b></p> <p>[Intrinsically safe ic] • Enclosure: <b>IP66 in accordance with EN IEC 60079-0, IP67 in accordance with only EN 60529</b></p> <p>Note 3. Conditions for safe use 1. Cable entry devices satisfying <b>IP66</b> should be applied when installed in a hazardous area, and redundant holes for cable entry should be closed by suitable blanking elements.</p>

	<p><b>b) ATEX Flameproof Type and Dust Ignition Proof Type</b>                  Note 1. Certification information                  • Degree of protection of enclosure: IP66 in accordance with EN IEC 60079-0</p> <p>Note 3. Operation                  • To satisfy <b>IP66</b>, apply waterproof glands to the electrical connection port.</p>	<p><b>b) ATEX Flameproof Type and Dust Ignition Proof Type</b>                  Note 1. Certification information                  • Degree of protection of enclosure: IP66 in accordance with EN IEC 60079-0, <b>IP67 in accordance with only EN 60529</b></p> <p>Note 3. Operation                  • To satisfy <b>IP66 or IP67</b>, apply waterproof glands to the electrical connection port.</p>
--	---	---

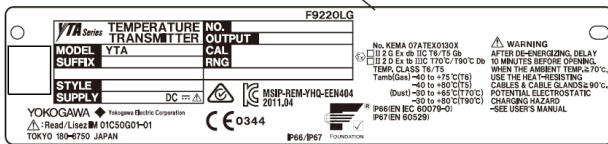
**Item (I)-2 Nameplates for ATEX Certification**

**YTA710 /KF2 Flameproof and Dust ignition proof type**



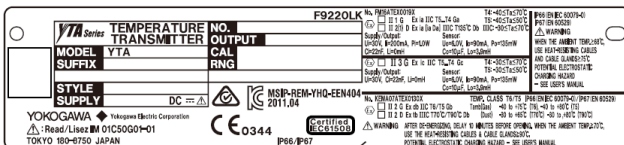
No. KEMA 07ATEX0130X  
 □ II 2 G Ex db IIC T6/T5 Gb  
 □ II 2 D Ex tb IIIC T70°C/T90°C Db  
 TEMP. CLASS T6/T5  
 Tamb(Gas) -40 to +75°C(T6)  
 -40 to +80°C(T5)  
 (Dust) -30 to +65°C(T70°C)  
 -30 to +80°C(T90°C)  
 IP66(EN IEC 60079-0)  
 IP67(EN 60529)

**WARNING**  
 AFTER DE-ENERGIZING, DELAY 10 MINUTES BEFORE OPENING. WHEN THE AMBIENT TEMP. ≥70°C, USE THE HEAT-RESISTING CABLES & CABLE GLANDS ≥90°C. POTENTIAL ELECTROSTATIC CHARGING HAZARD -SEE USER'S MANUAL



F0205.ai

**Intrinsically safe approval and Flameproof and Dust ignition approval (4 - 20 mA type)**



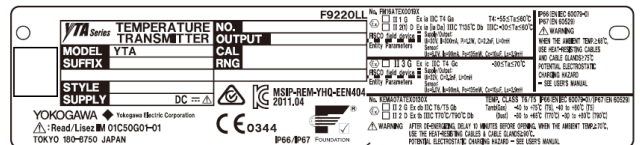
No. FM16ATEX0019X  
 □ II 1 G Ex ia IIC T5...T4 Ga T4: -40 ≤ Ta ≤ 70°C  
 □ II 2(1) D Ex ia [ja Da] IIIC T135°C Db IIIC: -30 ≤ Ta ≤ 70°C  
 Supply/Output: Sensor: Uo=6.0V, Io=90mA, Po=135mW, Ci=22nF, Li=0mH, Co=10μF, Lo=3.9mH

□ II 3 G Ex ic IIC T5...T4 Gc T4: -30 ≤ Ta ≤ 70°C  
 Supply/Output: Sensor: Uo=6.0V, Io=90mA, Po=135mW, Ci=22nF, Li=0mH, Co=10μF, Lo=3.9mH

No. KEMA07ATEX0130X TEMP. CLASS T6/T5 IP66(EN IEC 60079-0)/IP67(EN 60529)  
 □ II 2 G Ex db IIC T6/T5 Gb Tamb(Gas) -40 to +75°C(T6), -40 to +80°C(T5)  
 □ II 2 D Ex tb IIIC T70°C/T90°C Db (Dust) -30 to +65°C(T70°C), -30 to +80°C(T90°C)  
**WARNING** AFTER DE-ENERGIZING, DELAY 10 MINUTES BEFORE OPENING. WHEN THE AMBIENT TEMP. ≥70°C, USE THE HEAT-RESISTING CABLES & CABLE GLANDS ≥90°C. POTENTIAL ELECTROSTATIC CHARGING HAZARD -SEE USER'S MANUAL

F0206.ai

**Intrinsically safe approval and Flameproof and Dust ignition approval (Fieldbus type)**



No. FM16ATEX0019X  
 □ II 1 G Ex ia IIC T4 Ga T4: -55 ≤ Ta ≤ 60°C  
 □ II 2(1) D Ex ia [ja Da] IIIC T135°C Db IIIC: -30 ≤ Ta ≤ 60°C  
 FISCO\_field\_device: Supply/Output: Uo=30V, Io=300mA, Pi=1.2W, Ci=2.2nF, Li=0mH  
 Entity Parameters: Sensor: Uo=6.0V, Io=90mA, Po=135mW, Co=10μF, Lo=3.9mH

□ II 3 G Ex ic IIC T4 Gc -30 ≤ Ta ≤ 70°C  
 FISCO\_field\_device: Supply/Output: Uo=32V, Ci=2.2nF, Li=0mH  
 Entity Parameters: Sensor: Uo=6.0V, Io=90mA, Po=135mW, Co=10μF, Lo=3.9mH

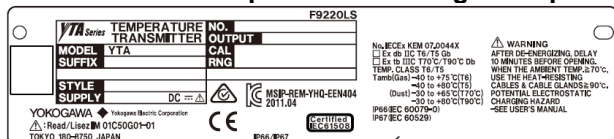
No. KEMA07ATEX0130X TEMP. CLASS T6/T5 IP66(EN IEC 60079-0)/IP67(EN 60529)  
 □ II 2 G Ex db IIC T6/T5 Gb Tamb(Gas) -40 to +75°C(T6), -40 to +80°C(T5)  
 □ II 2 D Ex tb IIIC T70°C/T90°C Db (Dust) -30 to +65°C(T70°C), -30 to +80°C(T90°C)  
**WARNING** AFTER DE-ENERGIZING, DELAY 10 MINUTES BEFORE OPENING. WHEN THE AMBIENT TEMP. ≥70°C, USE THE HEAT-RESISTING CABLES & CABLE GLANDS ≥90°C. POTENTIAL ELECTROSTATIC CHARGING HAZARD -SEE USER'S MANUAL

F0207.ai

Item (II)-1 IECEx Certification

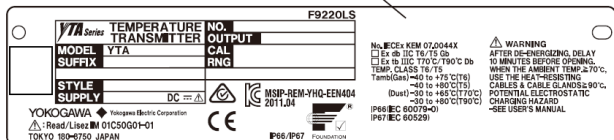
Applicable Part	Before change	After change
2.7.2 IECEX Certification (1) Technical Data	<p><b>b) IECEx Flameproof Type and Dust Ignition Proof Type</b></p> <p>Note 1. Certification information</p> <ul style="list-style-type: none"> <li>Enclosure: IP66 in accordance with IEC 60079-0</li> </ul> <p>Note 3. Operation</p> <ul style="list-style-type: none"> <li>To satisfy IP66, apply waterproof glands to the electrical connection port.</li> </ul>	<p><b>b) IECEx Flameproof Type and Dust Ignition Proof Type</b></p> <p>Note 1. Certification information</p> <ul style="list-style-type: none"> <li>Enclosure: IP66 in accordance with IEC 60079-0, <b>IP67 in accordance with only IEC 60529</b></li> </ul> <p>Note 3. Operation</p> <ul style="list-style-type: none"> <li>To satisfy IP66 <b>or IP67</b>, apply waterproof glands to the electrical connection port.</li> </ul>

Item (II)-2 Nameplates for IECEx Certification YTA710 /SF2 Flameproof and Dust ignition proof type



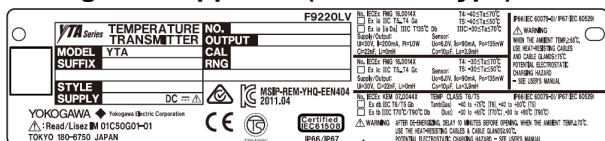
No. IECEx KEM 07.0044X  
 Ex db IIC T6/T5 Gb  
 Ex tb IIIC T70°C/T90°C Db  
 TEMP. CLASS T6/T5  
 Tamb (Gas) -40 to +75°C(T6)  
 -40 to +80°C(T5)  
 (Dust) -30 to +65°C(T70°C)  
 -30 to +80°C(T90°C)  
 IP66(IEC 60079-0)  
 IP67(IEC 60529)

**WARNING**  
 AFTER DE-ENERGIZING, DELAY 10 MINUTES BEFORE OPENING. WHEN THE AMBIENT TEMP. ≥70°C, USE THE HEAT-RESISTING CABLES & CABLE GLANDS ≥90°C. POTENTIAL ELECTROSTATIC CHARGING HAZARD -SEE USER'S MANUAL



F0208.ai

Intrinsically safe approval and Flameproof and Dust ignition approval (4 - 20 mA type)



No. IECEx FMG 16.0014X T4: -40 ≤ Ta ≤ 70°C  
 Ex ia IIC T5...T4 Ga T5: -40 ≤ Ta ≤ 50°C  
 Ex ia [ia Da] IIIC T135°C Db  
 Supply/Output: Sensor: Uo=6.0V, Io=90mA, Po=135mW  
 Ci=22nF, Li=0mH Co=10μF, Lo=3.9mH

No. IECEx FMG 16.0014X T4: -30 ≤ Ta ≤ 70°C  
 Ex ic IIC T5...T4 Gc T5: -30 ≤ Ta ≤ 50°C  
 Supply/Output: Sensor: Uo=6.0V, Io=90mA, Po=135mW  
 Uo=30V, Ci=22nF, Li=0mH Co=10μF, Lo=3.9mH

No. IECEx KEM 07.0044X TEMP. CLASS T6/T5  
 Ex db IIC T6/T5 Gb Tamb(Gas) -40 to +75°C(T6), -40 to +80°C(T5)  
 Ex tb IIIC T70°C/T90°C Db (Dust) -30 to +65°C(T70°C), -30 to +80°C(T90°C)

**WARNING** AFTER DE-ENERGIZING, DELAY 10 MINUTES BEFORE OPENING. WHEN THE AMBIENT TEMP. ≥70°C, USE THE HEAT-RESISTING CABLES & CABLE GLANDS ≥90°C. POTENTIAL ELECTROSTATIC CHARGING HAZARD -SEE USER'S MANUAL

F0209.ai

Intrinsically safe approval and Flameproof and Dust ignition approval (Fieldbus type)



No. IECEx FMG 16.0014X T4: -55 ≤ Ta ≤ 60°C  
 Ex ia IIC T4 Ga T5: -40 ≤ Ta ≤ 50°C  
 Ex ia [ia Da] IIIC T135°C Db  
 FISCO field device: Supply/Output: Uo=30V, Io=300mA, Pi=1.2W, Ci=2.2nF, Li=0mH  
 Entity Parameters: Sensor: Uo=6.0V, Io=90mA, Po=135mW, Co=10μF, Lo=3.9mH

No. IECEx FMG 16.0014X -30 ≤ Ta ≤ 70°C  
 Ex ic IIC T4 Gc  
 FISCO field device: Supply/Output: Uo=32V, Ci=2.2nF, Li=0mH  
 Entity Parameters: Sensor: Uo=6.0V, Io=90mA, Po=135mW, Co=10μF, Lo=3.9mH

No. IECEx KEM 07.0044X TEMP. CLASS T6/T5 IP66(IEC 60079-0)/IP67(IEC 60529)  
 Ex db IIC T6/T5 Gb Tamb(Gas) -40 to +75°C(T6), -40 to +80°C(T5)  
 Ex tb IIIC T70°C/T90°C Db (Dust) -30 to +65°C(T70°C), -30 to +80°C(T90°C)

**WARNING** AFTER DE-ENERGIZING, DELAY 10 MINUTES BEFORE OPENING. WHEN THE AMBIENT TEMP. ≥70°C, USE THE HEAT-RESISTING CABLES & CABLE GLANDS ≥90°C. POTENTIAL ELECTROSTATIC CHARGING HAZARD -SEE USER'S MANUAL

F0210.ai