

EU DECLARATION OF CONFORMITY

We: **Yokogawa Electric Corporation**
2-9-32 Nakacho, Musashino-shi, Tokyo, 180-8750 Japan

declare under our sole responsibility that the products identified with:

Model Code	Model Name
EJX510B	Absolute Pressure Transmitter

as part of Product Family: **DPharp**
further specified with suffix- and option-codes:

as listed in General Specification: GS 01C27F01-01EN (Ed.16)
(See Appendix 2 for additional information.)

are in compliance with the EU law and legislation providing for the CE-marking, as listed in Appendix 1.

Information relevant to the conformity and identification of these Products is provided in Appendix 2, Appendix 3 and Appendix 4.


Subject products are:

- Produced according to appropriate quality control procedures.
- Provided with the CE-marking as from **2010**.

Signature:

(Manufacturer)

Tokyo, 27 February 2019




Ryo Kurosawa
Division Manager
Transmitter Business Division
Product Business Center
IA Products and Service Business HQ
Yokogawa Electric Corporation

(Authorized Representative in the EEA)

Amersfoort,

11 March 2019



Herman van den Berg
President
Yokogawa Europe B.V.
Euroweg 2, 3825 HD Amersfoort,
P.O.Box 163, 3800 AD Amersfoort,
The Netherlands

YEF-HQ internal reference:
EU DoC: EJX510B

Appendix 1

The products are built in compliance with requirements of the following EU Directives and Standards:

Model – Suffix / Option code structure: **EJX510B** – b c d e f – g h i j k / x

(Distinctive combinations of suffix and option codes are indicated per table. Unless otherwise stated, it means that the all defined code is relevant.)

EU Directive	Standards
2014/53/EU (RED)	HEALTH & SAFETY (Article 3, 1. (a)): EN 62311:2008 *1 EN 61010-1:2010 EN 61010-2-030:2010 EMC (Article 3, 1 (b)): EN 301 489-1 V.2.1.1 EN 301 489-17 V.3.1.1 EN 61326-1:2013 Class A, Table 2 EN 61326-2-3:2013 SPECTRUM (Article 3, 2): EN 300 328 V.2.1.1 *1

*1: These standards are applied to the radio modem only.

EU Directive	Standards	-Suffix	/Option
2014/68/EU (PED)	AD2000-Merkblätter or 1998 ASME Boiler and Pressure Vessels Code – Section VIII, Division 1 Design and Fabrication of Pressure Vessels	c = D	With x = PE3. (see Note)
	Sound Engineering Practice	any	Without x = PE3.

Note:

- Category of the pressure equipment: **Category III**
- Conformity Assessment Procedure: **Module H.**

The Name of the Notified Body: **TÜV Rheinland Industrie Service GmbH**


The Identification Number of the Notified Body: **0035**

The Address of the Notified Body: **Am Grauen Stein, D-51105 Köln, Germany**

The Number of the Certificate for Quality-Assurance System: **01 202 J/Q-18 0064** *1

*1: We, Yokogawa Electric Corporation, declare that this certificate is effective on and after 2019-03-23.

EU Directive	Standards
2011/65/EU (RoHS)	EN 50581:2012

EU Directive	Standards	-Suffix	/Option
2014/34/EU (ATEX)	<i>Intrinsically safe type (Ex ia)</i> EN 60079-0:2012+A11:2013 EN 60079-11:2012 EN 60079-28:2015  II 1 G Ex ia op is IIC T4 Ga The Number of the EU Type-Examination Certificate: KEMA 10ATEX0164 X	i = J	x = KS27.
EU Type Examination Certificate listed above and Quality Assurance Notification are issued by: The Name of the Notified Body: DEKRA Certification B.V. The Identification Number of the Notified Body: 0344 The Address of the Notified Body: Meander 1051 6825 MJ Arnhem, The Netherlands The Number of Quality Assurance Notification: DEKRA 11ATEXQ0127			

Appendix 2

In case the Product model code contains the code "Z", it means that the Product is produced with a customer specific modification. Any such Product - in case produced after the date of signing this document by the Manufacturer - is also in scope of this EU-Declaration of Conformity. The code "Z"- specific application notes and Serial Numbers of Products subject to this modification are listed in a dedicated document, of which original is a part of the Technical Documentation. A copy of that document is accompanying each product at delivery.

Note: RoHS compliance of products with customer specific modifications will be excluded until 30 June 30 2017.

Appendix 3

The accessories in the list below have CE-marking significant compliance relevance; the full list of accessories for this product and references to documents containing instruction for safe use can be found in **IM 01C27F01-01EN**.

Indications: 'C' = The accessory conforms to the Directive as a part of the product.

'R' = The accessory is relevant to the conformity of the product as a part of the product.

'NR' = The accessory is not relevant to the conformity of the product.

'NS' = The accessory does not support the Directive.

Model No.	Model Name	Description	Relevant EU Directives		
			RE	RoHS	ATEX ^{*1}
F9915NQ	Battery pack assembly	F9915NQ is a set of F9915MA and instruction manual of the battery pack. F9915MA consists of Battery case (F9915NK) and Lithium-thionyl chloride batteries (F9915NR) 2 pieces	C	C	C
F9915KU	Remote antenna cable	3 m with mounting bracket	C	C	C ^{*2}
F9915KV		13 m (3 m+10 m), with arrester and mounting bracket	C	C	C ^{*2}
F9915KW	Antenna	2 dBi standard antenna	C	C	C ^{*2}
F9915KX		0 dBi antenna	C	C	C ^{*2}
F9915KY		6 dBi high gain antenna	C	C	C ^{*2}
IM 01C27F01-01EN	User's Manual	---	R	R	R

^{*1}: The accessory indicated with 'C' is intended for incorporation into the product which conforms to the ATEX Directive. This accessory is attested the conformity to ATEX Directive by using accordance with the instruction of the product.

^{*2}: These accessories are according to EN 60079-11 'Simple Apparatus' and excluded in KEMA 10ATEX0164 X, but - in case connected to the EJX510B - in scope of this EU Declaration of Conformity covering the total configuration for all intended applications.

Appendix 4

External view of EJX510B



Image of Product name plate
(Typical example; details may differ)

Non Explosion Protected type (with /PE3)

DPHARP TRANSMITTER		CAL RING	0 TO 2	MPa abs	<div>Certified IEC61508</div> <div>KCC-REM-YHO-EEN185 2018.10</div> <div>CE 0035</div> <div></div>
MODEL	EJX510B	STYLE	S1		
SUFFIX	-1BS7N-08JDN/PE3				
SUPPLY	---	VDC	---		
OUTPUT	---	mA DC	---		
MWP	2	MPa abs		NO. 91U920891 838	
YOKOGAWA Made in Japan Yokogawa Electric Corporation TOKYO 180-8750 JAPAN 01C27F01-01					

Explosion Protected type (with /KS27)

DPHARP TRANSMITTER		CAL RING	0 TO 2	MPa abs	<div>Certified IEC61508</div> <div>KCC-REM-YHO-EEN185 2018.10</div> <div>CE</div> <div></div>
MODEL	EJX510B	STYLE	S1		
SUFFIX	-1BS7N-08JDN/KS27				
SUPPLY	---	VDC	---		
OUTPUT	---	mA DC	---		
MWP	2	MPa abs		NO. 91U920891 838	
YOKOGAWA Made in Japan Yokogawa Electric Corporation TOKYO 180-8750 JAPAN 01C27F01-01					

<div>KS27</div> <div> II 1G</div>	<div>No. KEMA 10ATEX0164 X</div> <div>Ex la op la IIC T4 Ga</div> <div>ENCLOSURE: IP66/IP67</div> <div>Tamb.: -50 TO 70°C</div> <div>MAX PROCESS TEMP.: 120°C</div>
	<div>WARNING </div> <div>POTENTIAL ELECTROSTATIC CHARGING HAZARD - SECURE DISTANCE OF 100MM FROM ANTENNA.</div> <div>USE ONLY BATTERY PACK YOKOGAWA F9915MA OR F9915NS.</div> <div>POTENTIAL ELECTROSTATIC CHARGING HAZARD - SEE USER'S MANUAL.</div>

-/-