



OpreX™ Control Improvement Software

Smart Operation Navigator

From “Read-Along Procedures” to “Guided, Step-by-Step Operations”

Enhance Repeatability and Efficiency Across Your Plant

Smart Operation Navigator (SON) is a digital solution that revolutionizes the way electronic Standard Operating Procedures (e-SOPs) are managed and executed. By digitalizing and systemizing SOPs, it transforms conventional, text-based procedures into interactive, workflow-driven instructions that seamlessly guide operators through each step of on-site operations.

Key Features of SON

SON features a no-code interface for intuitively creating and modifying specific work instructions based on SOPs. It also provides guidance for operators as they follow those instructions. SON is an application that runs on a CI Server (Collaborative Information Server) platform.

Understanding Customer Challenges and How SON Solves Them

In production environments where product variety is high and product lifecycles are short, full automation is often impractical—leaving many tasks dependent on manual operation. SON addresses these challenges by streamlining on-site workflows.

Current challenges

- Missed or out-of-sequence steps
- Limited visibility into work progress
- Outdated or inconsistent SOPs

Solutions with SON

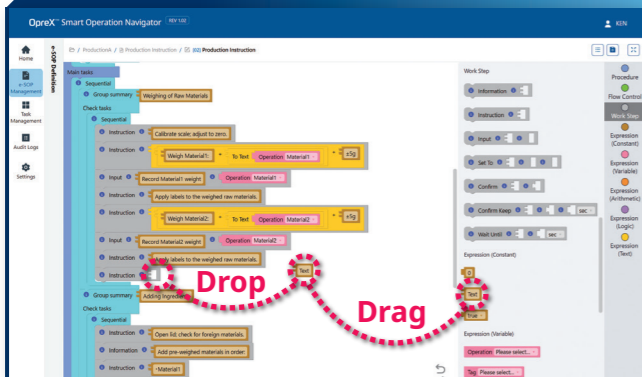
- Guide operators through the correct workflow order with clear, step-by-step navigation that enhances accuracy and confidence.
- Gain real-time insight into site-wide operations with an intuitive list view that shows each operator’s work status—even from remote locations.
- Simplify document management with fast, centralized updates to e-SOPs, enabling the latest best practices to be deployed across on-site operations.

By reducing human error, increasing transparency, and ensuring the quick adoption of updated work instructions, SON supports the full Plan-Do-Check-Act (PDCA) cycle of on-site operations—from planning and execution to review and continuous improvement.

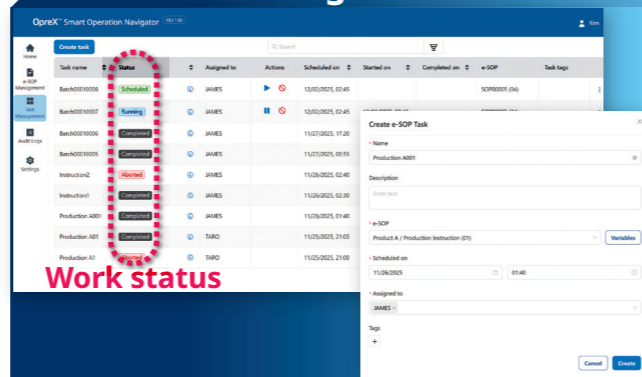
Plan

Do

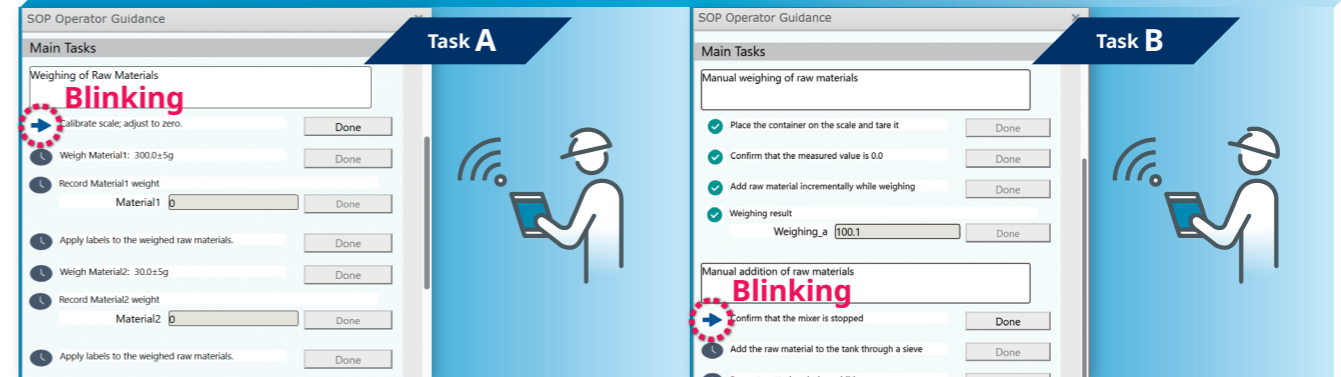
1 e-SOP editing screen



2 Task settings and management screen



3 Task guidance screen



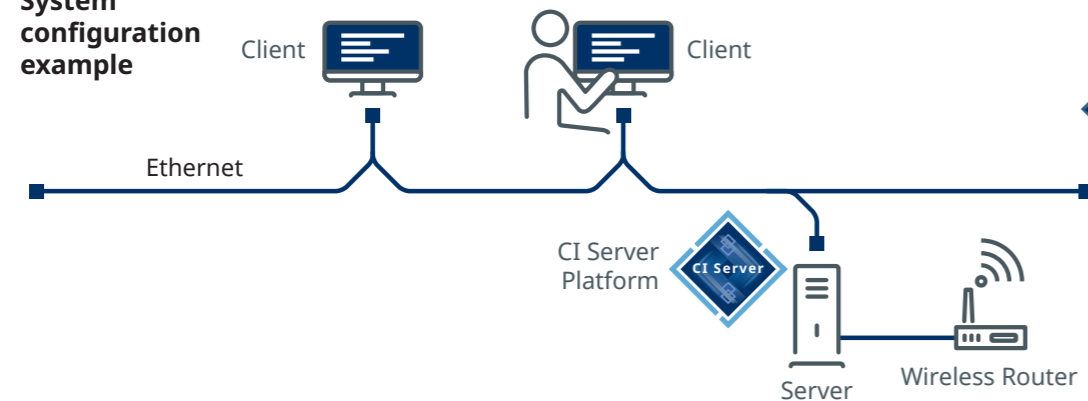
Check and Act

Users can define workflows by easily dragging and dropping functional blocks from the menu—no programming skills required—to quickly build e-SOPs.

When creating a task, users simply select an e-SOP from a drop-down list, assign operators, and set work parameters such as start time or daily production volume. Once the task begins, SON provides a real-time list view of progress across all operations, offering clear visibility into on-site activities at a glance.

SON provides clear visual guidance to support every step of the workflow. A blinking arrow highlights the area where the next action is required, ensuring operators immediately know what to do. Once a step is completed and confirmed, the arrow advances to the next step, guiding them seamlessly through the entire process. Work records are automatically logged, enabling analysis of performance data while supporting ongoing improvement of work instructions.

System configuration example

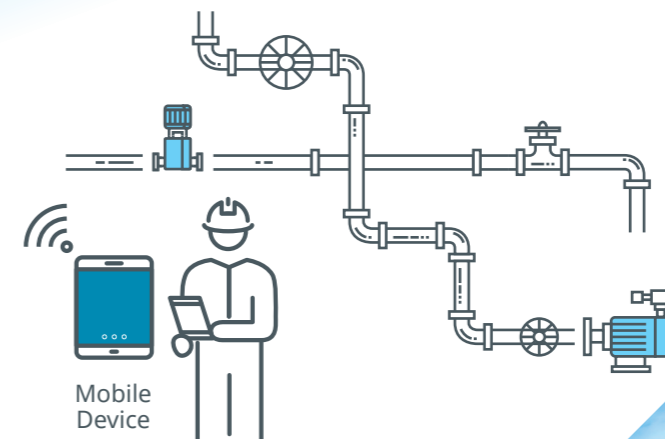


Task configuration

Control Room

Field

Real-time work status updates



Key Benefits of SON

■ Effortless e-SOP Creation ■

Quickly digitize paper-based SOPs with an intuitive, user-friendly interface.

■ Consistent Operational Quality ■

Guide operators along standardized workflows to ensure repeatable results and maintain quality, even with frequent staff rotation.

■ Real-Time Work Visualization ■

Monitor on-site progress with dynamic task views and real-time updates, reducing time spent on manual checks and improving overall efficiency.

■ Agile Response to Change ■

Instantly update e-SOPs to keep pace with shifting production requirements or short product cycles, ensuring operations stay current.



OpreX™

Through the comprehensive OpreX™ portfolio of products, services, and solutions, Yokogawa enables operational excellence across the enterprise.

Yokogawa Electric Corporation

World Headquarters

9-32, Nakacho 2-chome, Musashino-shi, Tokyo 180-8750, Japan
www.yokogawa.com/

Yokogawa Corporation of America

12530 West Airport Blvd, Sugar Land, Texas 77478, USA
www.yokogawa.com/us/

Yokogawa Europe B. V.

Euroweg 2, 3825 HD Amersfoort, The Netherlands
www.yokogawa.com/eu/

Yokogawa Engineering Asia Pte. Ltd.

5 Bedok South Road, Singapore 469270, Singapore
www.yokogawa.com/sg/

Yokogawa China Co., Ltd.

Room 1801, Tower B, THE PLACE, No.100 Zunyi Road,
Changning District, Shanghai, China
www.yokogawa.com/cn/

Yokogawa Middle East & Africa B. S. C. (c)

P.O. Box 10070, Unit A7, Building 1320, Road 1516, Block 115, BIIP,
Al-Hidd, Kingdom of Bahrain
www.yokogawa.com/mea/

Visit our website at:

www.yokogawa.com/solutions/products-and-services/control/control-improvement-software/oprex-smart-operation-navigator/



Represented by:

Printed in Japan, 605(KP) [Ed : 01/d]

Trademarks

The names of corporations, organizations, products and logos herein are either registered trademarks or trademarks of Yokogawa Electric Corporation and their respective holders.

Subject to change without notice.

All Rights Reserved. Copyright © 2026, Yokogawa Electric Corporation