

Download and Installation procedure for license version

- ① Download , in any folder, 3 files from the site below;
http://www.yokogawa.com/scanner/product/ca/ca_6_e.htm

Download

▶Top ▶Workflow ▶Application **Download**

■ Download

Software, User's Manual, Tutorial, Protocol guides and Sample data are available for downloading.
Activation code is required to start the software. Please download the requesting form and send it to the e-mail address described on the form.

Products	Download	
Software Free 30-day trial version	How to DL and Install	How to DL and Install_T_E.pdf
	Software(30Mb)	CellActivision_R1.02.01_64bit_demoInstaller.exe
	Activation code	Req_ActivationCode_T_E.xlsx
Software Licensed version	How to DL and Install	How to DL and Install_L_E.pdf
	Software(30Mb)	CellActivision_R1.02.01_64bit_unlimitedInstaller.exe
	Activation code	Req_ActivationCode_L_E.xlsx

License version

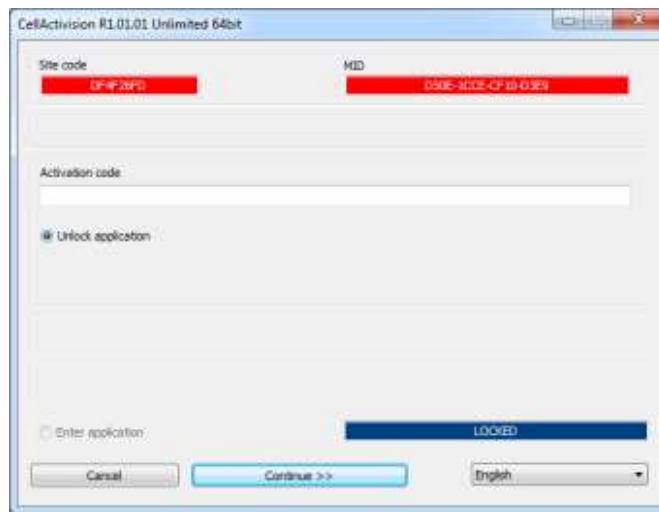
- ② Start Installer in the folder, and install following the instruction wizard.



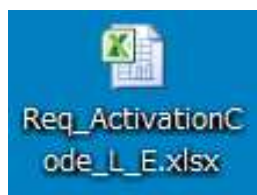
- ③ Start CellActivision after installation.



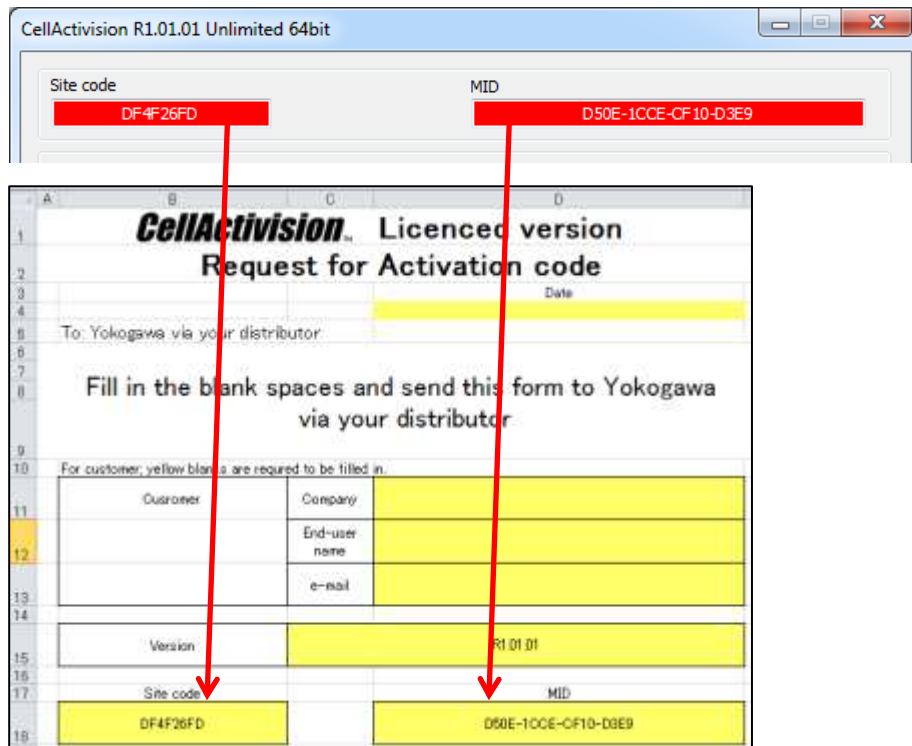
- ④ Window below appears.



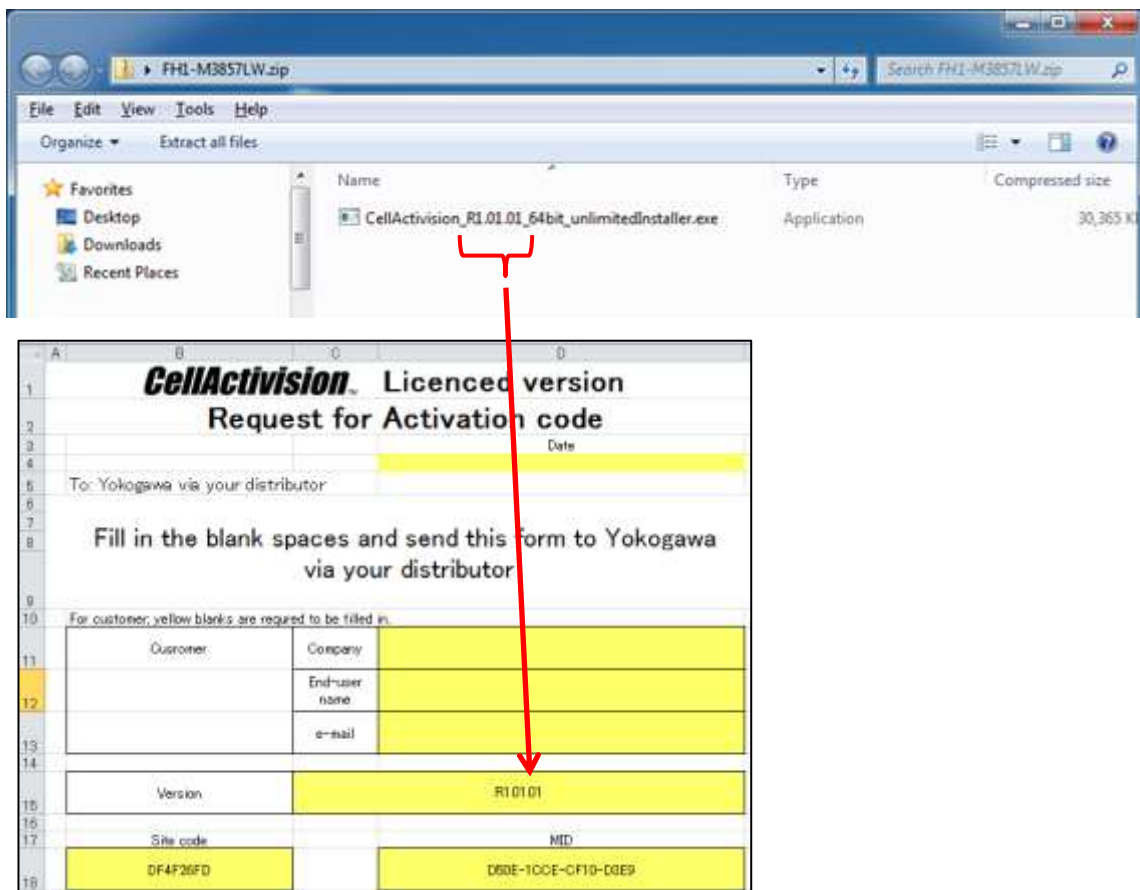
- ⑤ Open the activation code request file, "Req_ActivationCode_L_E.xlsx, which was downloaded at ①.



⑥ Transcribe “Site code” and “MID”.



⑦ Transcribe the version number described in the file name of installer.



- ⑧ Fill in and save “Customer Information” column, and send the excel file “Req_ActivationCode_L_E.xlsx(Activation code request form” to your sales representative.

A	B	C	D
1	CellActivision™ Licenced version		
2	Request for Activation code		
3		Date	
4		1/11/2015	
5	To: Yokogawa via your distributor		
6			
7	Fill in the blank spaces and send this form to Yokogawa via your distributor		
8			
9	For customer, yellow blanks are required to be filled in.		
10	Customer	Company	
11		End-user name	
12		Email	
13			
14	Version	R1 01 01	
15			
16	Site code		MID
17	DF4F26FD		D60E-10CE-CF10-D3E9
18			

- ⑨ Unlock CellActivision after receipt of “Activation code report” from your sales representative, following the procedures explained below.

- ⑩ Start CellActivision.



- ⑪ Transcribe the “Activation code” described in the “Activation code report”, and click “Continue”.

CellActivision will be unlocked, and start.

CellActivision. Licenced version	
Activation code	
Date 01/11/2015	
To: Distributor	
This is important information, please inform your customer to keep this form safe. Please refer to the User's Manual to activate your CellActivision.	
Customer	Company
	End-user name
	e-mail
Version	R1 01 01
Site code	MD
DF4F26FD	D50E-100E-CF10-D3E9
Activation code	48B01A92-D2FE03ED-8AB42A9F-24E826BE

CellActivision R1.01.01 Unlimited 64bit

Site code	MD
DF4F26FD	D50E-100E-CF10-D3E9

Activation code:

Unlock application

Enter application

LOCKED

Cancel Continue >> English