

General Specifications

Model AR-PS Arrester for Power Supply (100 V AC)

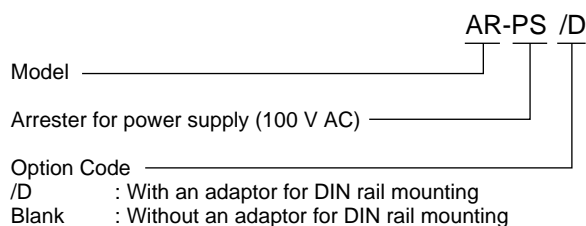
Scott

GS AR31-01E

General

This high quality arrester protects electronic instruments by absorbing induced lightning surge voltage. Arrester should be set between lines through which surges are entered and serves to protect instruments such as transmitters or receivers safely from thunder inducement.

Model and Suffix Codes



Input and Output

Input Signal: 100 V AC
Output Signal: 100 V AC

Standard Performance

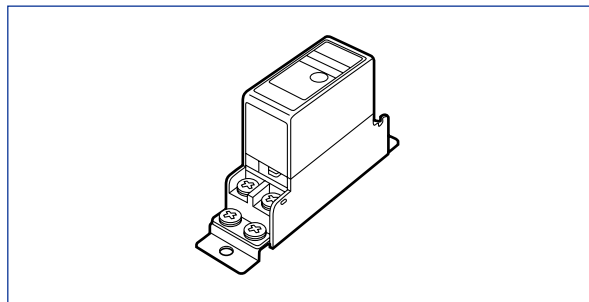
Permissible current leakage:
Between lines: 1 mA or less (at 200 V DC)
Between ground: 1 mA or less (at 400 V DC)

Instrument side voltage limit:
Between lines: 500 V or less (at 10 kV, 1.2/50 μ s)
Between ground: 1000 V or less (at 10 kV, 1.2/50 μ s)

Surge discharge withstand capacity:
Between lines: 1000 A (at 8/20 μ s)
Between ground: 5000 A (at 8/20 μ s)

Discharge starting voltage:
Between lines: 240 V or more
Between ground: 420 V or more

Maximum load current: 2 A
Temperature: -10 to +60°C
Humidity: 5 to 90% RH (no condensation)



Mounting and Appearance

Construction: 2 sections construction of main body and terminal base: plug-in + screw fastening

Material: Black, flame deterrent ABS resin (Case body)
Black, flame deterrent ABS resin (Terminal base)

Grounding: JIS Class 3 grounding [100 Ω or less] (with grounding bar)

Mounting Method: Wall mounting with M4 screw
Connection Method: M4 screw terminal connection (fastening torque 1.2 N·m or less)

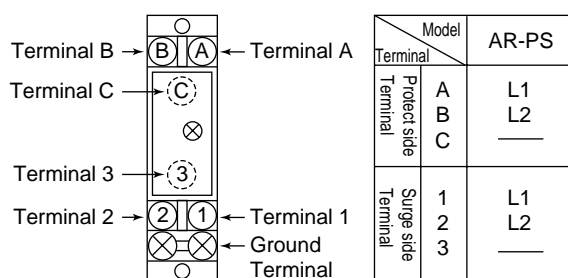
External Dimension: 55×23.5×100 mm (H×W×D)
Mounting Dimension: 90 mm

Multi-mounting pitch: 24 mm
Weight: Approx. 110 g

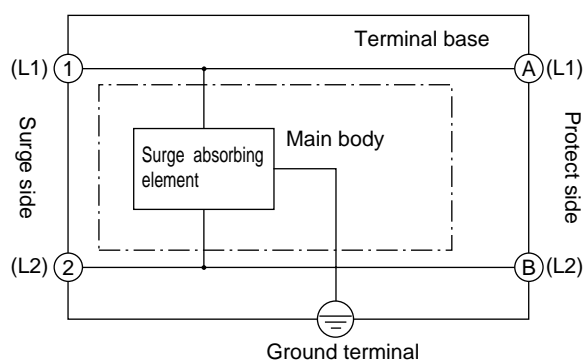
Additional Specs.

/ D	Adaptor for DIN rail mounting AR8-01: 1	Specs. of AR8-01 External dimensions: 104×23×85 mm For DIN rail 35 mm mounting Material: ABS resin 2 screws for connecting Main body and Adaptor
-----	--	--

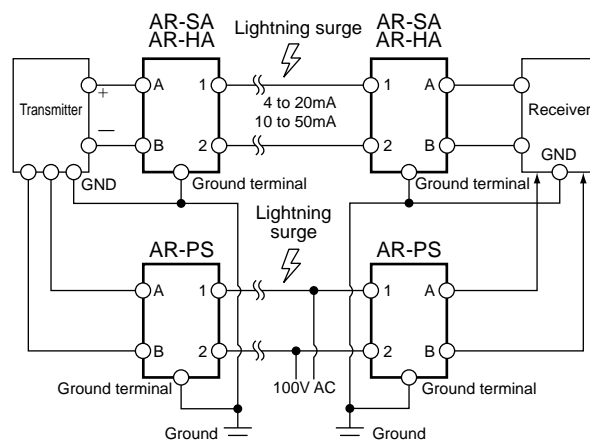
■ Terminal Arrangement & Terminal Connection



■ Block Diagram



■ WIRING



■ External Dimension

