

This GS describes the Standard Specifications and entry characters for the nameplates installed on the upper front of YEW SERIES 80 and YEWPACK panel mounted instruments. This GS also applies to orders entries for nameplates (Option code: /NP or /NPE) that are ordered together with YEW SERIES 80 or YEW-PACK panel mounted instruments as well as to orders for nameplates that are ordered individually.

Note: This GS does not apply for Service Cards of Model SRVD recorders /SJBD selector stations.

STANDARD SPECIFICATIONS.

External Dimensions: Refer to Figure 1.

Part Number: Refer to Figure 1.

Material, Background Color: Polyacetal resin, milky white.

Character Color: Black.

Entry Characters: Alphanumeric characters and engineering units (Standard letters are shown in table 1).

Entry Character Style: Helvetica medium.

Number of Entried Characters: Refer to Figure 1.

Character Size: Refer to Figure 1.

Character Entry Method:

Normal lettering (Option code: /NP)

Engraving (Option code: /NPE)

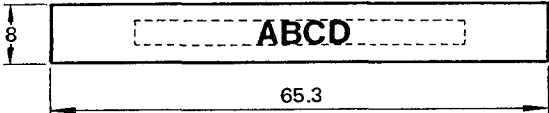

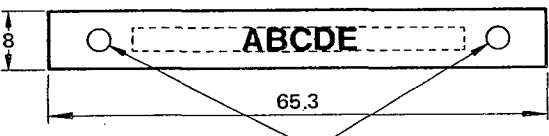

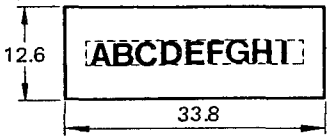
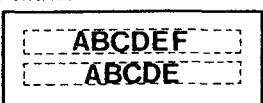
Nameplate Shape and External Dimensions (Unit: mm)	Description
<p>For single line entries</p>  <p>For dual line entries</p>  <p>(The entry characters are centered)</p>	<ul style="list-style-type: none"> • Applicable Types: All YEW SERIES 80 panel instruments except models SIHN and SRVD with alarm lamps and ULDU. • Part Number: E9711FG. • Number of Entried Characters: Single line: 14 characters (letter size 3 mm) Dual lines: 32 characters (letter size 2.5 mm)
<p>For single line entries</p>  <p>For dual line entries</p>  <p>3.2 mm hole diameter</p> <p>(The entry characters are centered)</p>	<ul style="list-style-type: none"> • Applicable Type: Model SRVD with alarm lamp. • Part Number: E9718BZ. • Number of Entried Characters: Single line: 14 characters (letter size 3 mm) Dual lines: 32 characters (letter size 2.5 mm)
<p>For single line entries</p>  <p>For dual line entries</p>  <p>(The entry characters are centered)</p>	<ul style="list-style-type: none"> • Applicable Type: Model SIHN. • Part Number: B9088EZ. • Number of Entried Characters: Single line: 9 characters (letter size 3 mm) Dual line: 18 characters (letter size 3 mm)

Figure 1. Shape, External Dimensions and Part Numbers for Nameplates.

Table 1. Standard Characters (Helvetica Medium) and Engineering Units.

A B C D E F G H I J K L M N O P Q R S T U V W X Y Z
a b c d e f g h i j k l m n o p q r s t u v w x y z
(l)
1 2 3 4 5 6 7 8 9 0
%, °C , kg/cm² , Nm³/h , m³/h , t/h , km³/h , kg/h , l/h , mmH₂O,
mmHg , abs , ppm , pH , psi , kg/cm²G , kgf/cm² , lb/h , cal ,
kcal , NI , Sm³ , lbs , Ω , μV ,

*1: Of the 2 styles of lower case L, the *l* style is used for liters.

*2: Any combination of alphabetic characters is possible.

===== ORDERING INSTRUCTIONS =====

- For ordering together with panel instruments (installed in the instrument).
 1. Option code: /NP or /NPE (example: SLPC – 100*A/NPR/NP).
 2. Entry letters.
- For nameplates single orders.
 1. /NP or /NPE after the part number (example: E9711FG/NP).
 2. Entry letters.