

General Specifications

FA-M3 CPU Port Cables Monitor Cables

FA-M3

GS 34M06C91-01E

General

The FA-M3 CPU Port Cables are used to connect CPU modules such as sequence CPU modules to personal computers, displays and other external devices. The CPU modules are connected via a programming tool interface connector (labeled "PROGRAMMER").

Model and Specifications

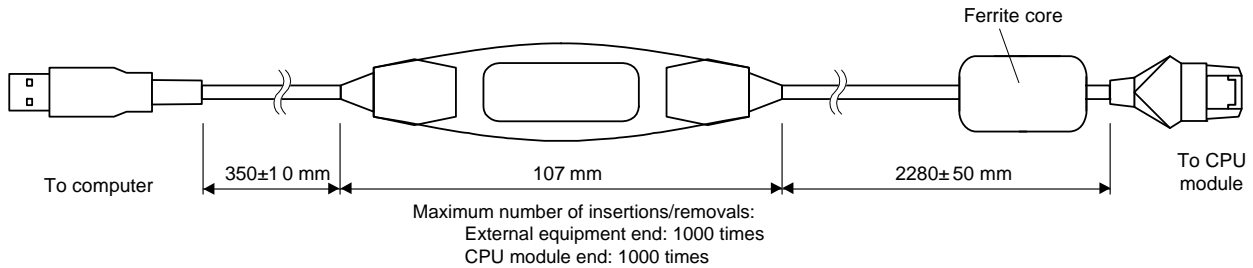
	Suffix Code	Style Code	Name	Specifications
KM13	-1S	—	Programming tool cable	Compatible with USB 1.1 compliant USB port, 2737±60 mm Power supply voltage: +5 V DC (supplied by USB port) Power consumption: 50 mA maximum (30 mA average) at 5 V
KM11	-2T	*A		PC-compatible, D-sub 9-pin, female, approx. 3 m
	-3T	*A		PC-compatible, D-sub 9-pin, female, approx. 5 m
	-4T	*A		PC-compatible, D-sub 9-pin, female, approx. 10 m
KM10	-0C	—	CPU port adapter cable	CPU port/D-sub 9-pin adapter cable, female, approx. 0.5 m
	-0S	—	SIO port adapter cable ^{*1} (for F3SP66-4S, F3SP67-6S)	SIO port/D-sub 9-pin adapter cable, female, approx. 0.5 m
KM21	-2N	—	Monitor cable ^{*1} (for F3SP66-4S, F3SP67-6S)	SIO port/D-sub 25-pin, male, approx. 3 m
	-2T	—	(for F3SP66-4S, F3SP67-6S)	SIO port/D-sub 9-pin, female, approx. 3 m
	-2A	—	Monitor cable ^{*2} (for F3SP08, F3SP2□, F3SP3□, F3SP5□)	CPU port/D-sub 25-pin, male, approx. 3 m
	-2B	—	(for F3SP08, F3SP2□, F3SP3□, F3SP5□)	CPU port/D-sub 9-pin, female, approx. 3 m

*1: The KM10-0S, KM21-2N, and KM21-2T cables are only compatible with sequence CPU modules F3SP66-4S and F3SP67-6S. Connect the cable to the connector labeled SIO on the front of the F3SP66-4S or F3SP67-6S for accessing higher-level link service (personal computer link service). These cables cannot be used for connecting to the FA-M3 programming tool WideField2 and WideField3.

*2: The KM21-2A and KM21-2B cables are only compatible with sequence CPU modules F3SP08, F3SP2□, F3SP3□, and F3SP5□. Connect the cable to the connector labeled PROGRAMMER on the front of the sequence CPU module for accessing higher-level link service (personal computer link service). These cables cannot be used for connecting to the FA-M3 programming tool WideField2 and WideField3.

KM13-1S

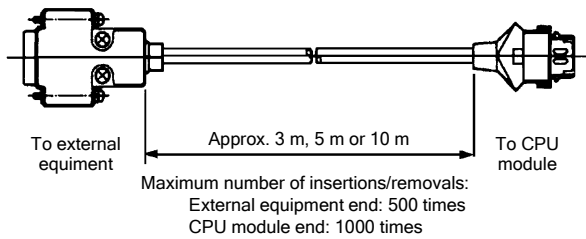
External Dimensions



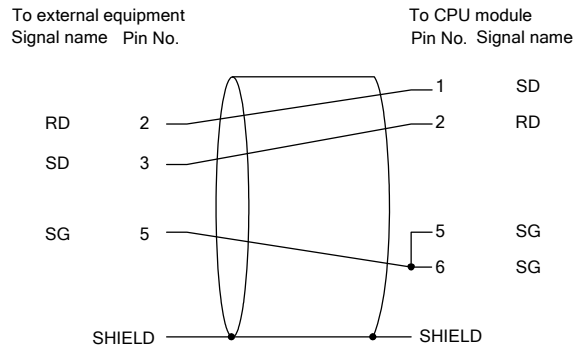
* KM13-1S can be used with any PC equipment with a USB interface, and running Windows 2000, XP, Vista(32bit/64bit), 7(32bit/64bit), 8/8.1(32bit/64bit) or 10(32bit/64bit).

KM11-2T, KM11-3T, KM11-4T

External Dimensions

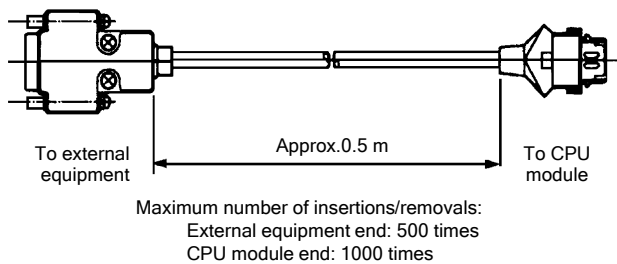


Internal Connection Diagram

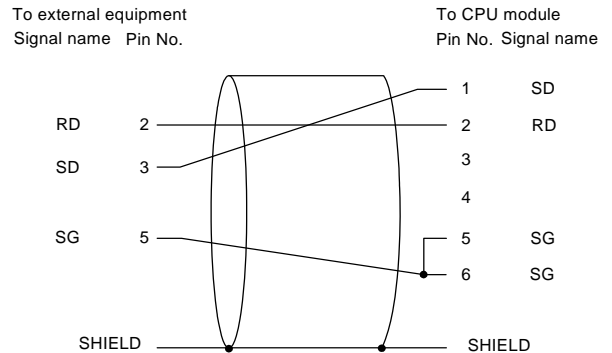


KM10-0C

External Dimensions

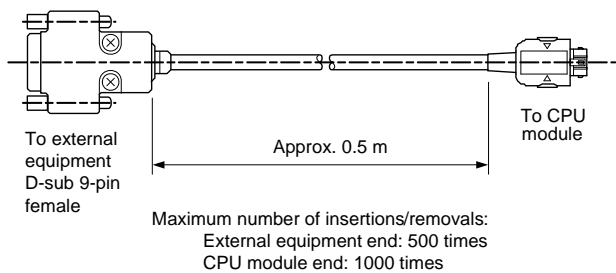


Internal Connection Diagram

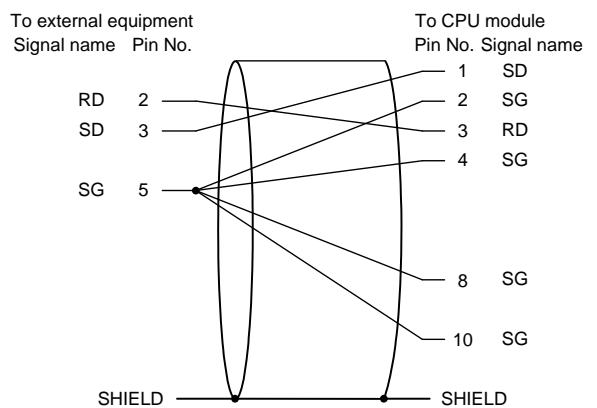


KM10-0S

External Dimensions



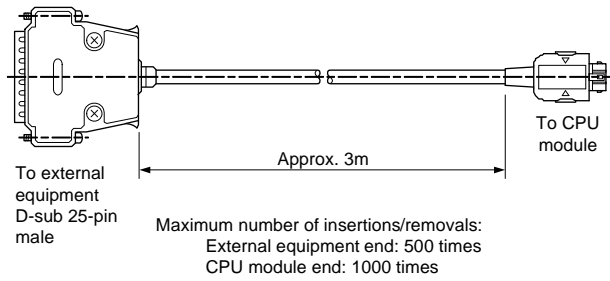
Internal Connection Diagram



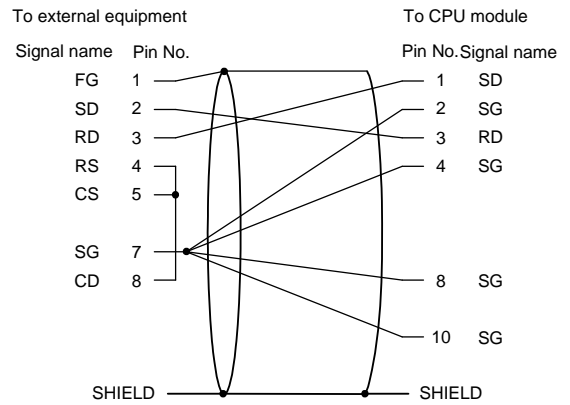
* The KM10-0S adapter cable adapts the SIO connector to the standard 9-pin D-sub female connector. An additional cable is required, however, to connect such equipment as a display unit.

KM21-2N

External Dimensions

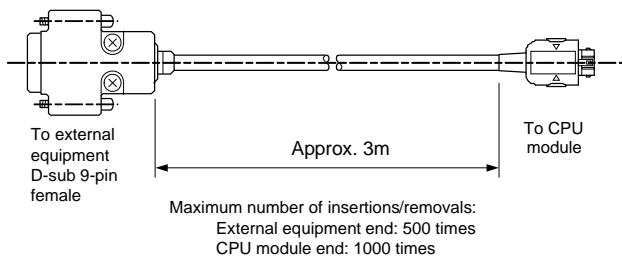


Internal Connection Diagram

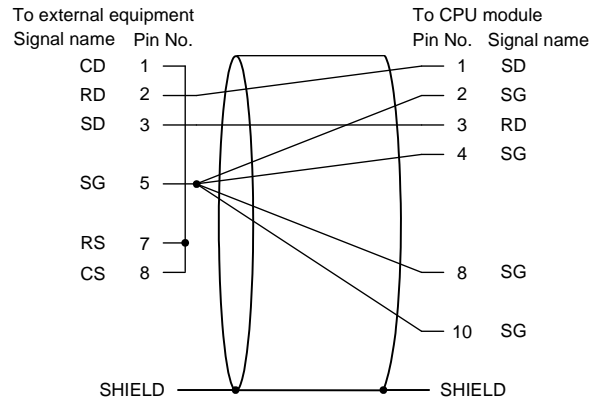


KM21-2T

External Dimensions

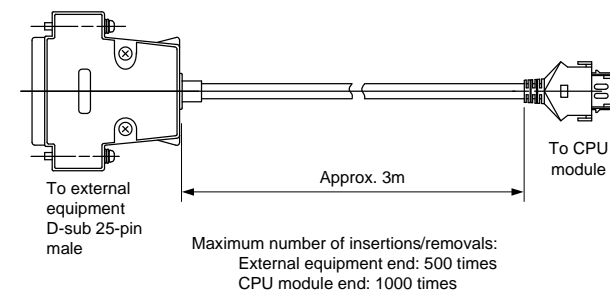


Internal Connection Diagram

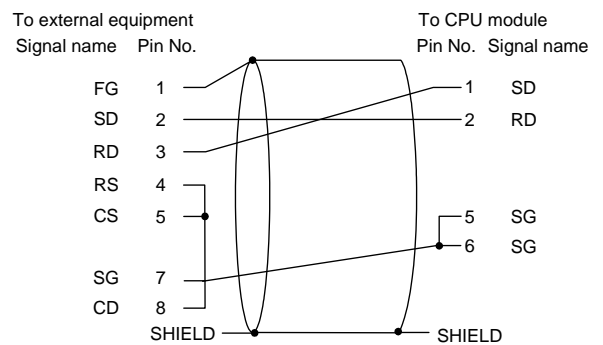


KM21-2A

External Dimensions

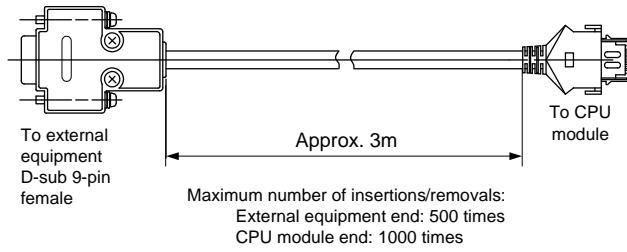


Internal Connection Diagram



KM21-2B

External Dimensions



Internal Connection Diagram

