

# General Specifications

Model DA2  
Distributor  
(with Communication Function)

JUXTA

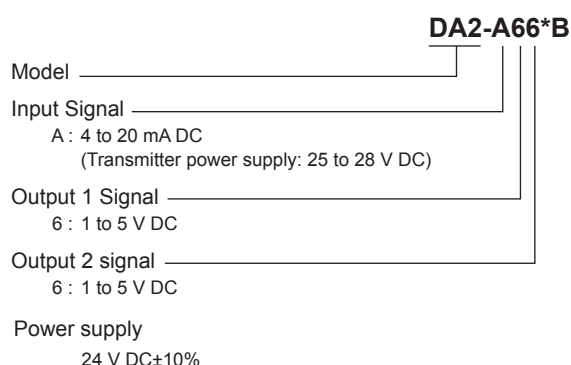
GS 77J05A02-01E

## ■ General

The DA2 is a nest-mounting type DCS-supported distributor, is used in combination with a two-wire transmitter, and converts 4 to 20 mA DC signals into isolated 1 to 5 V DC signals.

- Available for communication with the Brain series of transmitters via communication interface.

## ■ Model and Suffix Codes



## ■ Ordering Information

Specify the following when ordering.

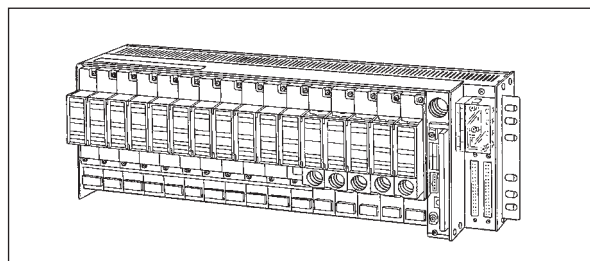
- Model and suffix codes: e.g. DA2-A66\*B

## ■ Input/Output Specifications

Input signal: 4 to 20 mA DC signal from two-wire transmitter  
Input resistance: 250 Ω  
Maximum allowable input: 40 mA DC  
Transmitter power supply: 26.5±1.5 V DC  
(With a current limiting circuit to keep the current between 25 and 35 mA)  
Allowable conductor resistance (RL):  
Up to [(20 – transmitter's minimum operating voltage) V/0.02 A] Ω  
Output 1 signal: 1 to 5 V DC  
Output 2 signal: 1 to 5 V DC  
Allowable load resistance: 2 kΩ or more  
Zero adjustment: -1 to +1%  
Span adjustment: 95 to 105%

## ■ Standard Performance

Accuracy rating:  
Output 1: ±0.1% of span  
Output 2: Relative error between output 1 and 2 is within ±0.2%.  
Response speed: 150 ms, 63% response (10 to 90%)  
Insulation resistance: 100 MΩ or more at 500 V DC between input and output, output and power supply, and input and power supply.



Withstand voltage: 1500 V AC/min. between input and (output and power supply.)  
500 V AC/min. between output and power supply.

## ■ Environmental Conditions

Operating temperature range: 0 to 50°C  
Operating humidity range: 5 to 90% RH (no condensation)  
Power supply voltage: 24 V DC±10% (ripple content 5% p-p or less)  
Effect of power supply voltage fluctuations: ±0.1% of span or less for fluctuation within the operating range of power supply voltage specification.  
Effect of ambient temperature change: ±0.2% of span or less for a temperature change of 10°C.  
Current consumption: 24 V DC 100 mA

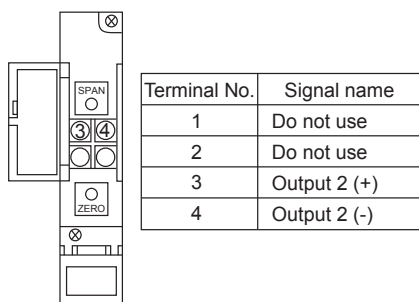
## ■ Mounting and Dimensions

Mounting method: Nest-mounting (Signals and power supply are connected through back board and connector)  
Connection method: Connection to M4 screw terminals of the exclusive nest  
External dimensions: 130.6(H)×23.6(W)×126(D) mm  
Weight: Approx. 120 g

## ■ Standard Accessories

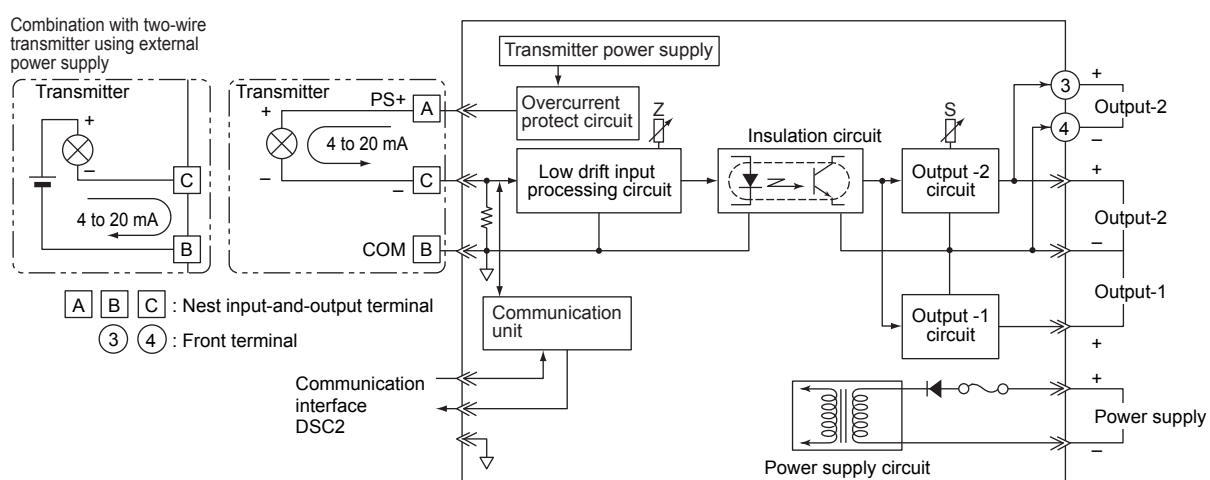
Tag number label: 1

## Terminal Assignments

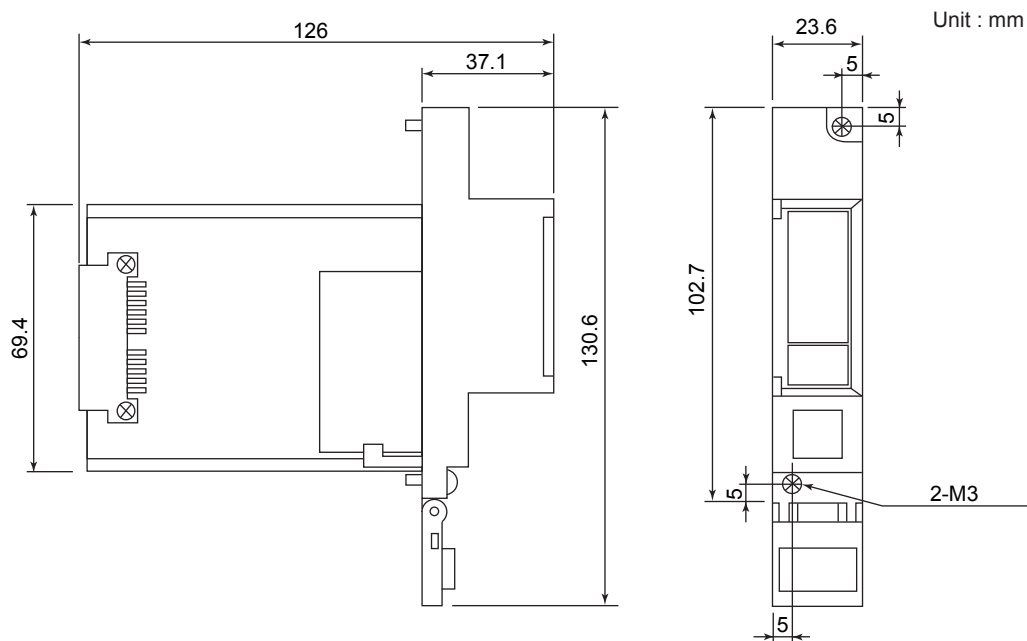


## Block Diagram

Combination with two-wire transmitter using external power supply



## External Dimensions



---

## ■ Basic Conditions and Individual Contracts at the Time of Purchase

The warranty for this product is defined in the basic conditions and individual contracts at the time of purchase. The individual conditions are as follows.

- **Firmware warranty conditions**

The warranty conditions for the firmware installed in this products are same as that of the hardware.

- **Handling of non-conforming products**

If Yokogawa verifies a non-conformity of the product that is attributable to Yokogawa within the warranty period, we will deliver an equivalent product.

Yokogawa can not provide a free evaluation of non-conforming products. The investigation of the non-conforming products will be performed at the expense of the customer.