

# Drawings

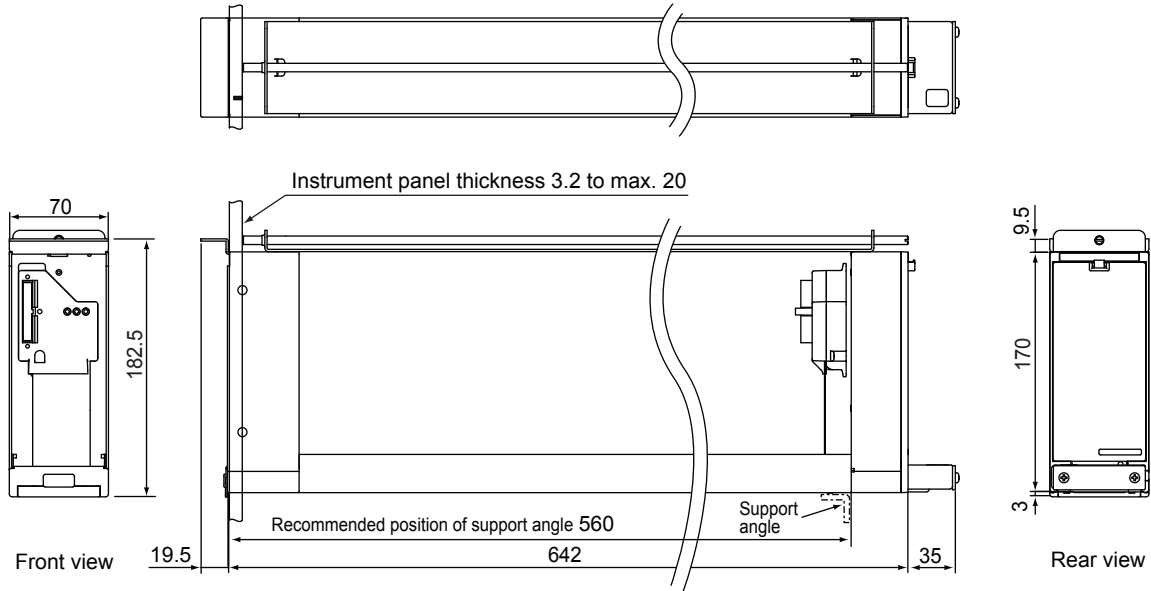
SHUP-100\*A  
Housing Kit  
(EBS or I Series-compatible Housing)

# YEW SERIES 80

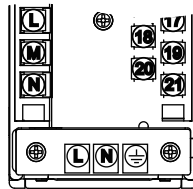
SD 01B04F01-02E

Unit: mm

## <External Dimensions>



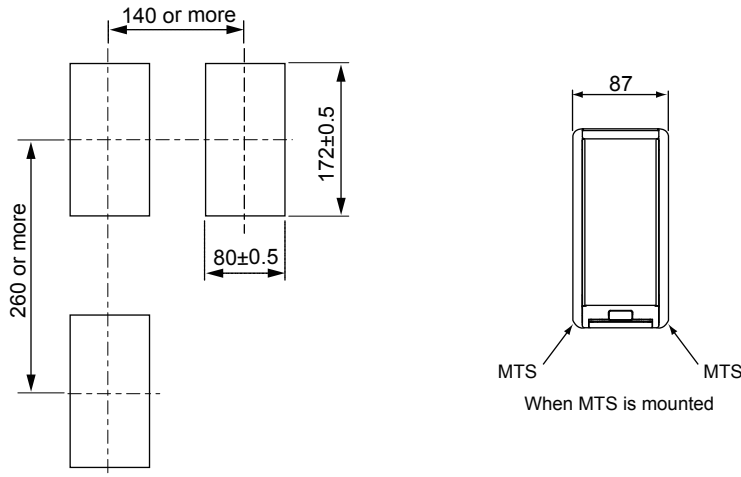
Weight: 3.0 kg (excluding mounting kit)



Terminal Symbol	Remarks
L	+ Power supply (DC or AC)
N	-
⊥	Grounding

Note: Be aware that the signal terminals also have L and N terminals.

## ● Panel Cutout Dimensions



Note: If the YS series is mounted at an end in single mounting or side-by-side mounting, attach the separately sold mounting kit (MTS) to the housing.