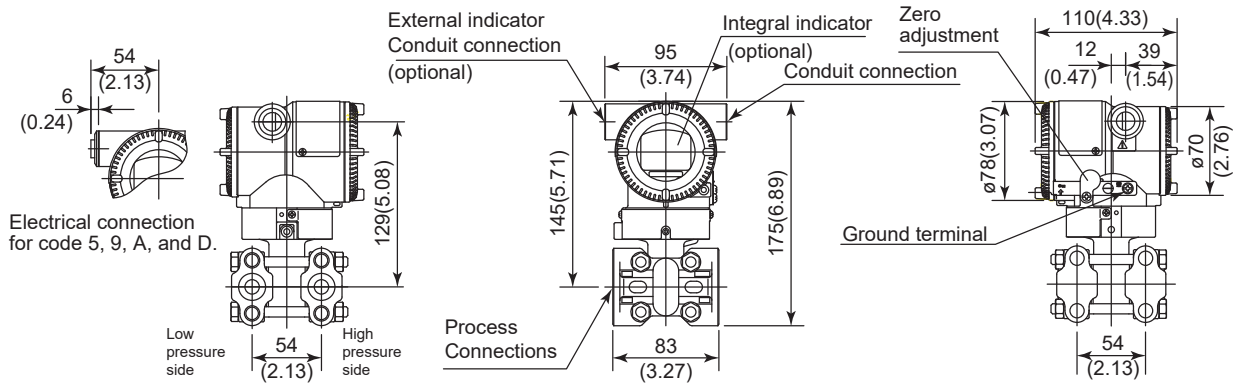


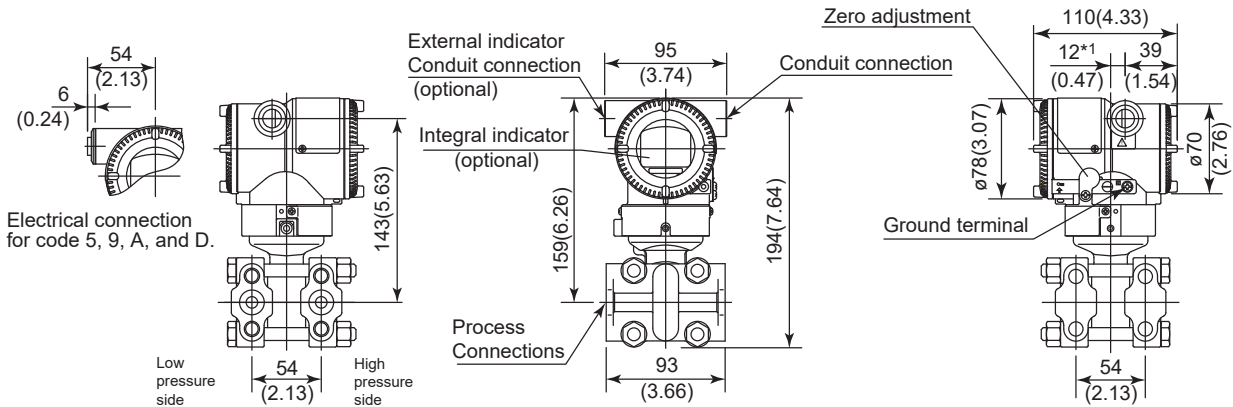
SD 01C25B10-01E

Unit: mm (approx. inch)

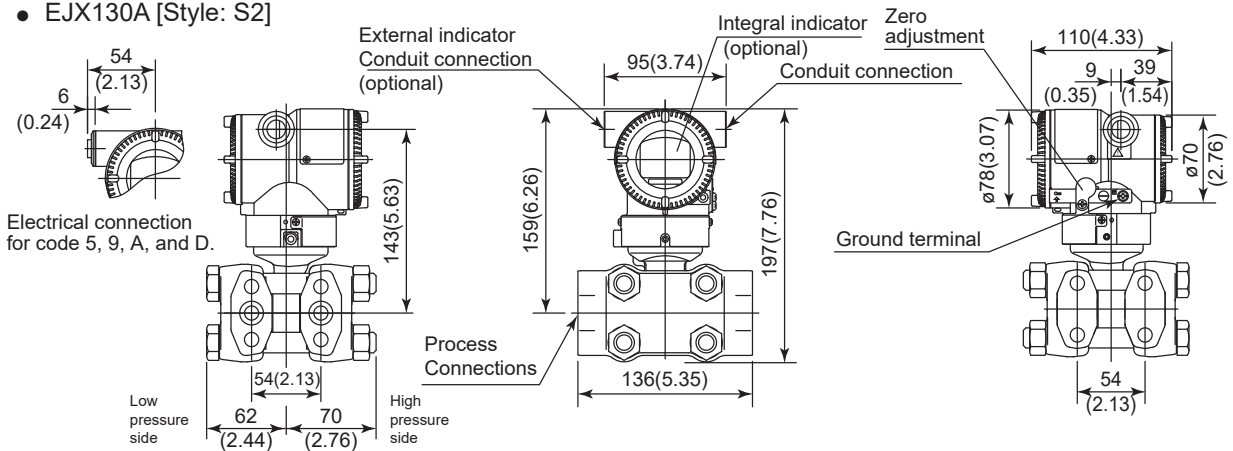
- EJX110A [Style: S3]
(Wetted Parts Material Code S, except for Measurement Span Code F and Option Code /HD, /HD2)



- EJX120A and EJX110A [Style: S3]
(Wetted Parts Material Code: H, M, T, Measurement Span Code F or Option Code /HD, /HD2)



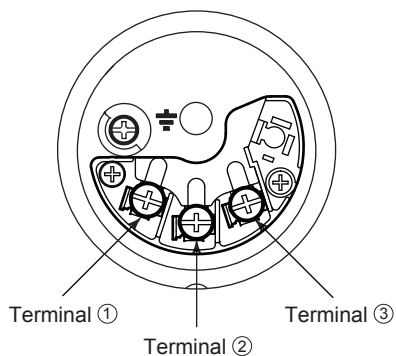
- EJX130A [Style: S2]



*1: 9(0.35) for EJX110A.

*2: When electrical connection code 7 or C is selected, a blind plug is protruded up to 8 mm (0.31 inch) from the conduit connection.

- Terminal Configuration



- Terminal Wiring

SUPPLY	+	①] Power supply and output terminals
	-	②	
CHECK	+	③] External indicator (ammeter) terminals*1*2
or	-	②	
ALARM	+	③] Status contact output terminals*2
	-	②	
		⏏	Ground terminal

*1: When using an external indicator or check meter, the internal resistance must be 10 Ω or less. A check meter or indicator cannot be connected when /AL option is specified.

*2: Not available for FOUNDATION Fieldbus and PROFIBUS PA communication types.