

# Drawings

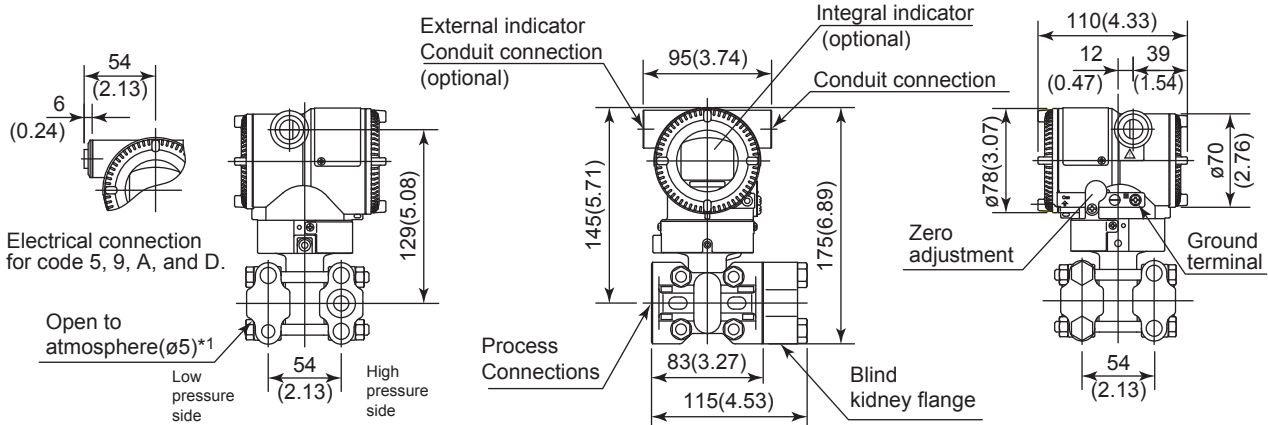
DP<sup>harp</sup> EJX<sup>®</sup>

## EJX310A, EJX430A, and EJX440A with Option Code /N2 and /N3

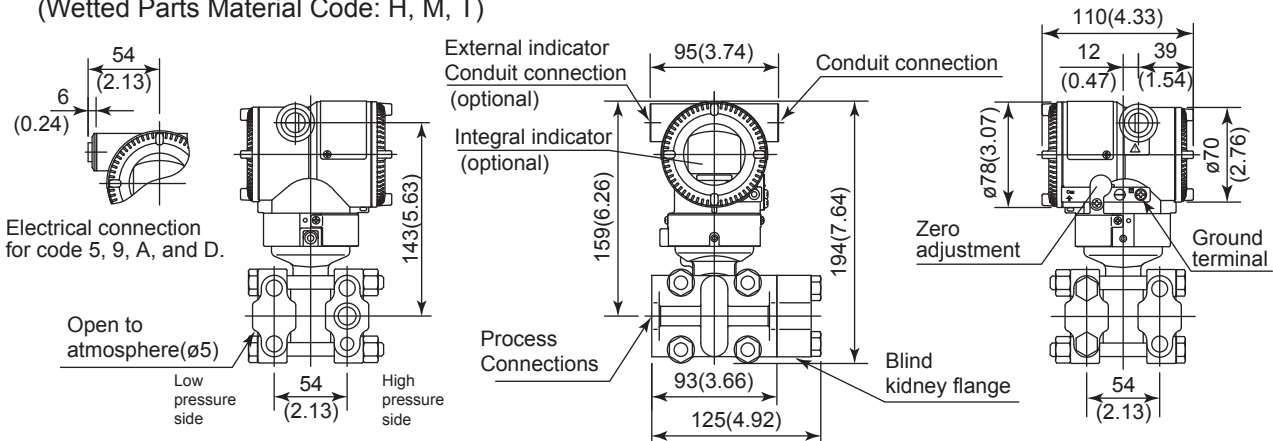
SD 01C25E10-02E

Unit: mm (approx. inch)

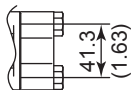
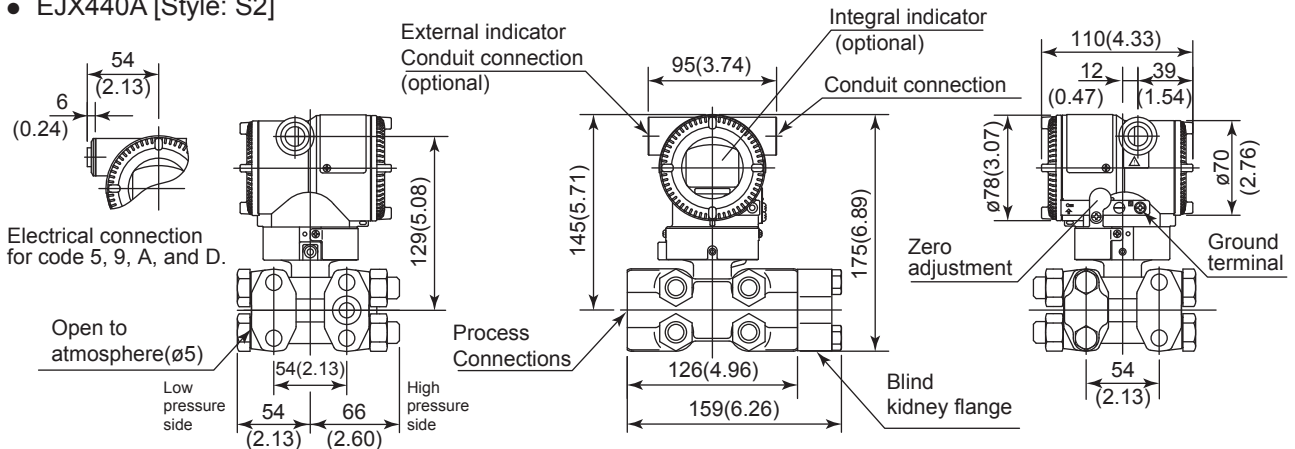
- EJX310A [Style: S2] and EJX430A [Style: S2]  
(Wetted Parts Material Code: S)



- EJX430A [Style: S2]  
(Wetted Parts Material Code: H, M, T)



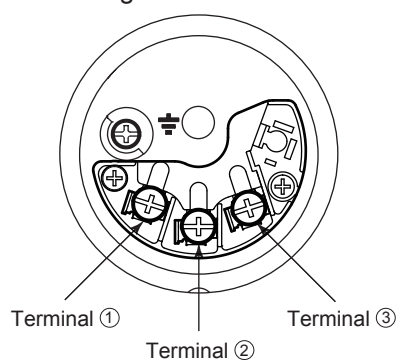
- EJX440A [Style: S2]



\*1: Applicable for EJX430A.

\*2: When electrical connection code 7 or C is selected, a blind plug is protruded up to 8 mm from the conduit connection.

- Terminal Configuration



- Terminal Wiring

SUPPLY	+	①	Power supply and output terminals
	-	②	
CHECK	+	③	External indicator (ammeter) terminals*1*2
or	-	②	
ALARM	+	③	Status contact output terminals*2
	-	②	
		⏏	Ground terminal

\*1: When using an external indicator or check meter, the internal resistance must be 10  $\Omega$  or less. A check meter or indicator cannot be connected when /AL option is specified.

\*2: Not available for FOUNDATION Fieldbus and PROFIBUS PA communication types.