

Drawings

EJX430B

Gauge Pressure Transmitter

Wetted Parts Material Code: H, M, T, A, D, B

DPharp EJX™

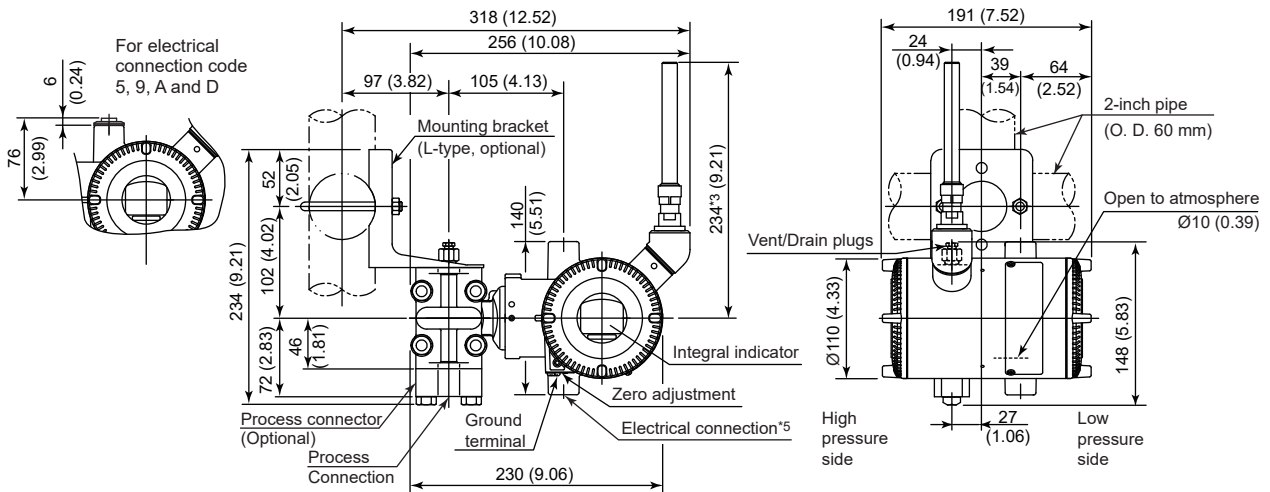
SD 01C27E01-06EN

[Style: S1]

Unit: mm (approx. inch)

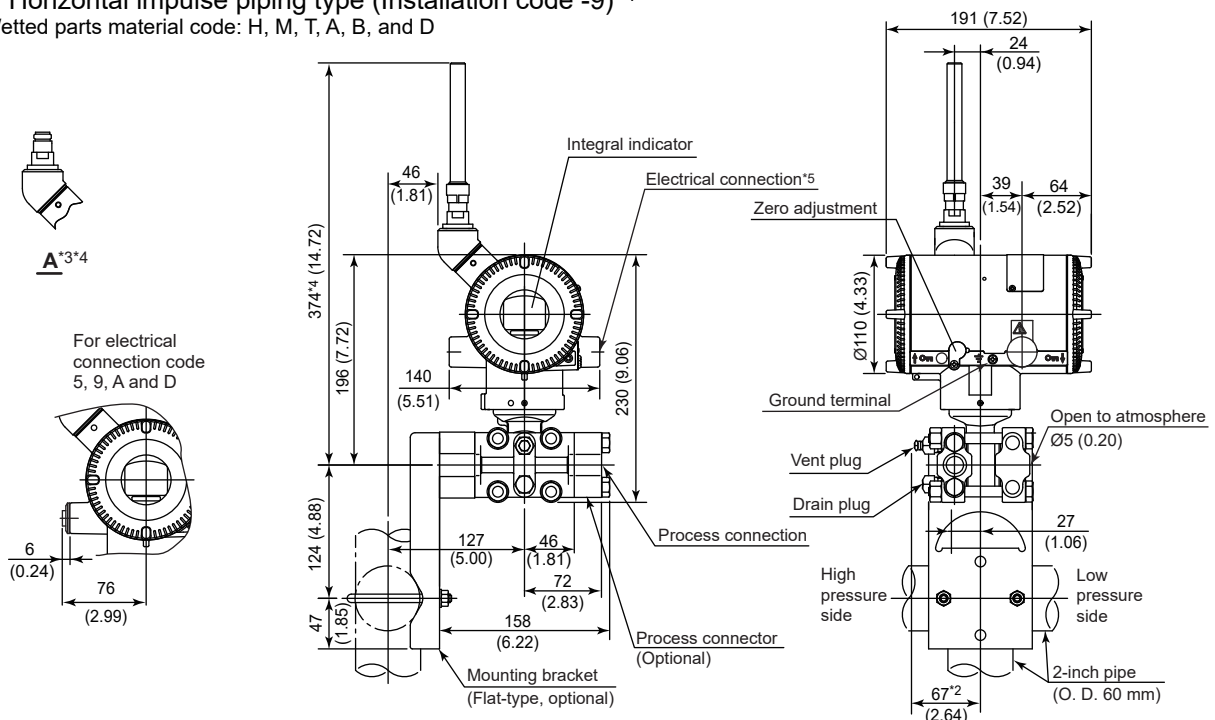
● Vertical impulse piping type (Installation code -7) *1

Wetted parts material code: H, M, T, A, B, and D



● Horizontal impulse piping type (Installation code -9) *1

Wetted parts material code: H, M, T, A, B, and D



*1: When installation code -3 and -8 is selected, high and low pressure side on above figure are reversed. (i.e. High pressure side is on the right side.)

*2: When option code K1, K2, K5, or K6 is selected, add 15 mm (0.59 inch) to the value in the figure.

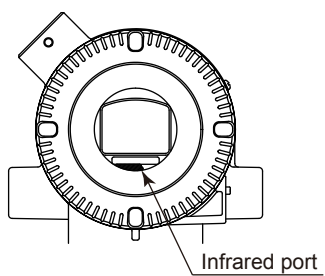
*3: When amplifier housing code 9 is selected, the value is 114 mm (4.49 inch). In this case, the figure is shown as A.

*4: When amplifier housing code 9 is selected, the value is 254 mm (10.00 inch). In this case, the figure is shown as A.

*5: Applicable for the external powered type.

*6: When electrical connection code 7 or C is selected, a blind plug is protruded upto 8 mm from the electrical connection.

- Infrared Configuration



- Terminal Configuration for the External Powered type

